

**KLE 'CADEMY OF HIGHER EDUCATION AND RESEARCH
COLLEGE OF PHARMACY, BELAGAVI.**

INCOME AND EXPENDITURE ACCOUNT FOR THE YEAR ENDING 31/03/2020

PARTICULARS	Sche dule	Current year 2019-20				Previous Year 2018-19	
		Unrestricted Funds			Restricted Fund	Total	Total
		Corpus	Designated Fund	General Fund			
INCOME							
Academic Receipts	11			7,66,37,014.69		7,66,37,014.69	6,47,74,412.75
Grants & Donations	12						
Income from Investments	13			1,88,780.59		1,88,780.59	7,03,650.39
Other Incomes	14						
TOTAL (A)				7,68,25,795.28		7,68,25,795.28	6,54,78,063.14
EXPENDITURE							
Staff Payment & Benefits	15			3,96,09,495.00		3,96,09,495.00	4,14,29,070.00
Academic Expenses	16			54,84,919.00		54,84,919.00	37,55,979.50
Administrative and General Expenses	17			2,54,91,920.92		2,54,91,920.92	1,49,36,779.49
Transportation Expenses	18						
Repairs & Maintenance	19			15,34,594.00		15,34,594.00	8,59,987.00
Finance Costs	20			481.76		481.76	3,593.40
Other Expenses	21						
TOTAL (B)				7,21,21,410.68		7,21,21,410.68	6,09,85,409.39
Balance being excess of Income over Expenditure (A-B)				47,04,384.60		47,04,384.60	44,92,653.75
Transfer to/from Designated fund Building Fund							
Others (Specify)							
Balance Being Surplus Transferred to I & E A/c Schedule - 9				47,04,384.60		47,04,384.60	44,92,653.75
Notes on Accounts	22						

Examined and found correct vide
report of even date



(Signature)
Principal
College of Pharmacy
Belagavi

(Signature)
Principal
College of Pharmacy
Belagavi

(Signature)
Accountant
College of Pharmacy
Belagavi

(Signature)
CA. Nitin Hiremath
Chartered Accountant
F.R.No. 217094

Place: Belagavi

Date:



**KLE ACADEMY OF HIGHER EDUCATION AND RESEARCH
COLLEGE OF PHARMACY, NEHRU NAGAR, BELAGAVI.**

BALANCE SHEET AS ON 31-03-2020

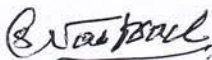
(Amount in ₹)


SOURCE OF FUNDS	Sch		As on 31.03.2020	As on 31.03.2019
UNRESTRICTED FUNDS				
Corpus	1		60,00,000.00	-
General Fund	2		5,70,51,503.64	5,19,82,719.04
Designated/Earmarked Funds	3		5,98,00,126.00	4,50,43,269.00
RESTRICTED FUNDS	4		43,44,098.17	25,80,532.54
LOANS/BORROWINGS	5		3,35,91,972.96	3,35,91,972.96
Secured		-		
Unsecured		3,35,91,972.96		
CURRENT LAIBILITIES & PROVISIONS	6		20,35,711.50	71,46,997.00
TOTAL ₹..			16,28,23,412.27	14,03,45,490.54
APPLICATION OF FUNDS				
FIXED ASSETS	7		11,58,37,804.79	
Tangible Assets				
Land & Building		6,40,29,447.05		6,40,29,447.05
Other Assets		5,18,08,357.74		4,88,92,084.11
Capital Work-In-Progress		-		-
INVESTMENTS	8		-	
Long Term		-		
Short Term		-		
CURRENT ASSETS	9		4,49,64,972.17	2,57,41,903.71
LOANS, ADVANCES & DEPOSITS	10		20,20,635.31	16,82,055.67
TOTAL ₹..			16,28,23,412.27	14,03,45,490.54
Notes on Accounts	22			

Examined and found correct vide
report of even date


Place: Belagavi

Date: 20.10.2020


Accountant
College of Pharmacy
Belagavi


Principal
College of Pharmacy
Belagavi




CA Nitin Hiremath
Chartered Accountant
F.R.No. 217094

